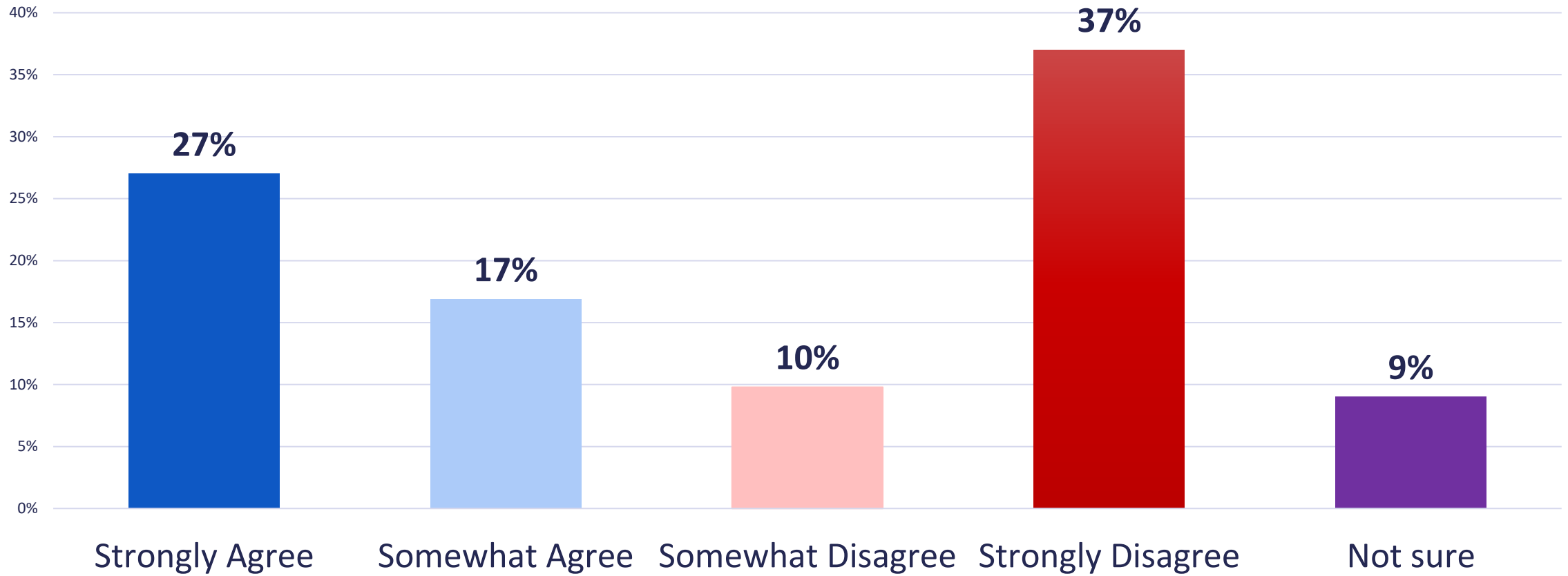


WESTERN
Standard

Perspectives on Independence in Alberta

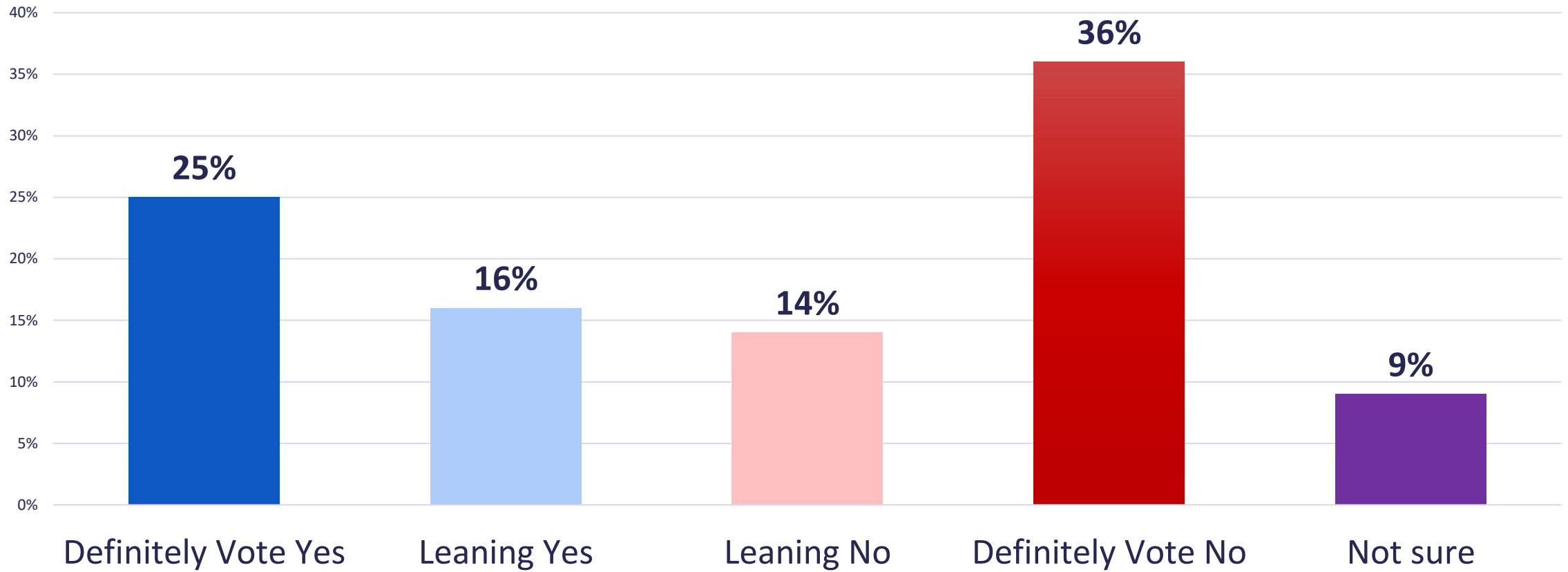
- From May 14th – May 19th, The Western Standard, in conjunction with Northwest Research conducted an IVR survey of 1,094 Albertans. 108,113 Albertans were contacted to participate.
- The data has been statistically weighted according to Canadian census figures for age, gender and region in Alberta.
- Results based on the total sample are considered accurate +/- 3%, 19 times out of 20. Subsample results will have a higher margin of error.



Do you agree or disagree with the following statement: If the federal government is unwilling to negotiate with Alberta on a new constitutional arrangement, Alberta should hold a referendum on independence.

Response	Total	Calgary	Edmonton	Rest of AB	Under 35	35 - 54	55+	Female	Male
Strongly Agree	27%	20%	18%	37%	22%	26%	36%	20%	33%
Somewhat Agree	17%	20%	13%	18%	16%	16%	16%	17%	16%
Somewhat Disagree	10%	12%	9%	8%	10%	10%	9%	10%	11%
Strongly Disagree	37%	39%	49%	27%	40%	39%	32%	40%	34%
Not sure	9%	9%	12%	9%	12%	9%	7%	13%	6%
Total Agree	44%	40%	31%	55%	38%	42%	52%	37%	49%
Total Disagree	47%	51%	58%	36%	50%	49%	41%	50%	45%
Net Agree	-3%	-11%	-27%	19%	-12%	-7%	11%	-13%	4%

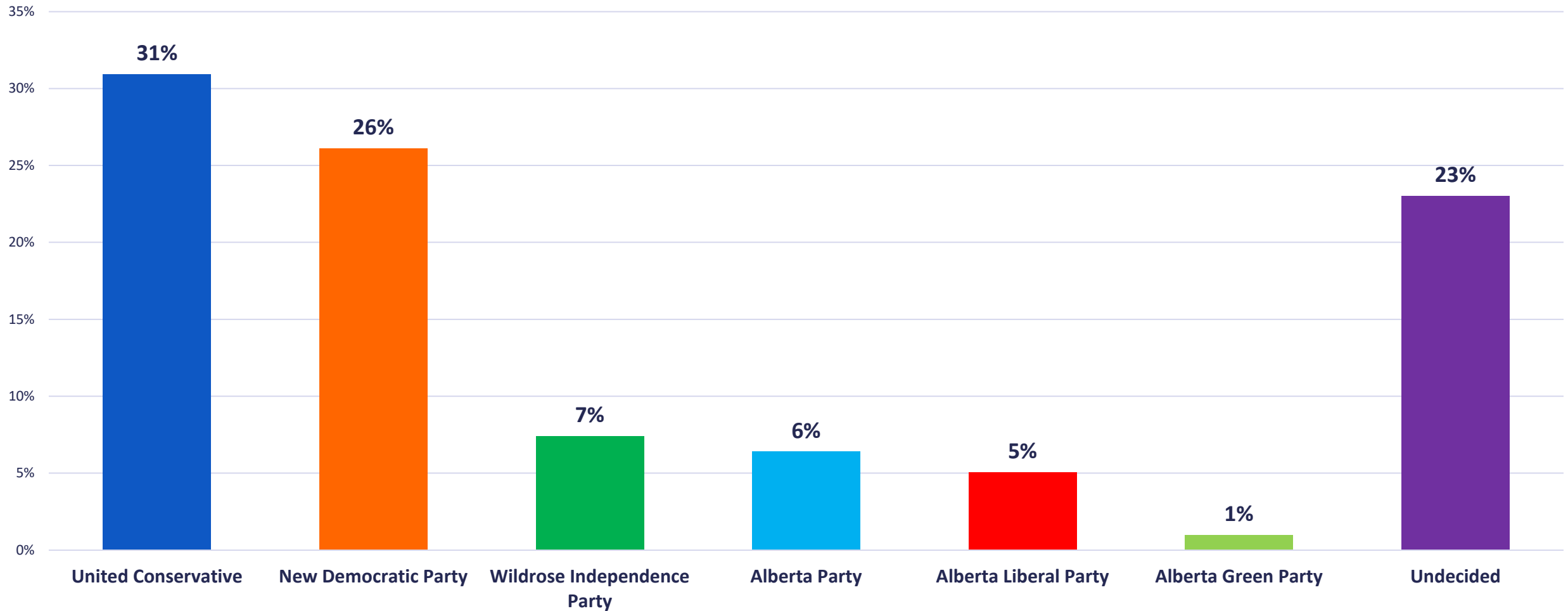
Do you agree or disagree with the following statement: If the federal government is unwilling to negotiate with Alberta on a new constitutional arrangement, Alberta should hold a referendum on independence.



If a referendum on independence were to be held, which way would you vote? Would you vote yes in favour of independence, or would you vote no, opposing independence?

Response	Total	Calgary	Edmonton	Rest of AB	Under 35	35 - 54	55 or older	Female	Male
Definitely Vote Yes	25%	20%	18%	33%	20%	26%	28%	19%	31%
Leaning Yes	16%	19%	13%	17%	18%	15%	16%	19%	14%
Leaning No	14%	14%	17%	13%	9%	15%	17%	13%	15%
Definitely Vote No	36%	40%	45%	26%	41%	36%	32%	38%	34%
Not sure	9%	7%	7%	11%	12%	8%	7%	11%	6%
Total Yes	41%	39%	31%	50%	38%	41%	44%	38%	45%
Total No	50%	54%	62%	39%	50%	51%	49%	51%	49%
Net Yes	-9%	-14%	-31%	12%	-12%	-10%	-5%	-13%	-4%

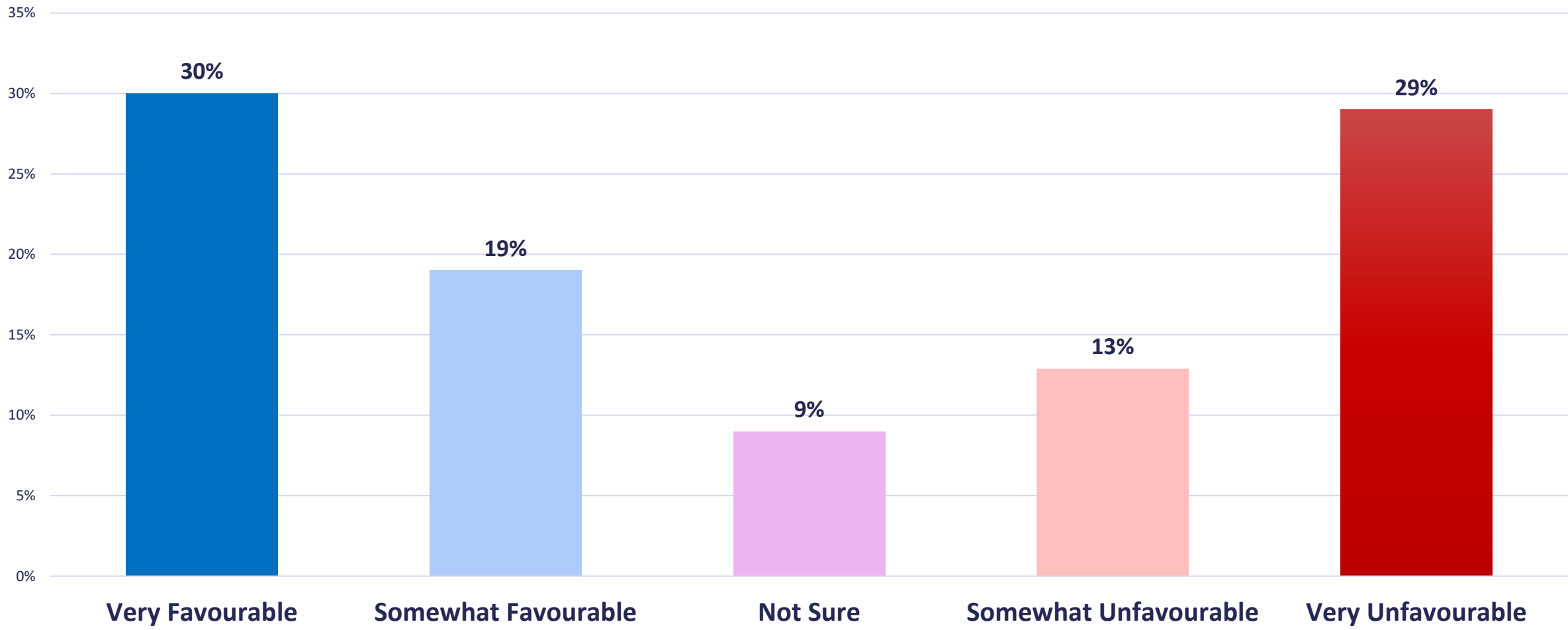
If a referendum on independence were to be held, which way would you vote? Would you vote yes in favour of independence, or would you vote no, opposing independence?



Earlier this month two of Alberta's political parties - The Freedom Conservative Party and the WEXIT Party announced they would hold a vote on merging and creating a new party called the Wildrose Independence Party. If this were to occur, which of the following parties would you be most likely to vote for in a provincial election?

Response	Total	Calgary	Edmonton	Rest of Alberta	Under 35	35 - 54	55 or older	Female	Male
United Conservative	31%	36%	24%	32%	22%	30%	41%	27%	35%
New Democratic Party	26%	21%	38%	20%	29%	26%	24%	28%	24%
Wildrose Independence Party	7%	6%	4%	12%	5%	8%	10%	5%	9%
Alberta Party	6%	7%	6%	6%	7%	8%	5%	7%	5%
Alberta Liberal Party	5%	6%	6%	3%	6%	5%	2%	5%	5%
Alberta Green Party	1%	1%	1%	1%	1%	2%	1%	1%	1%
Undecided	23%	23%	20%	26%	30%	21%	17%	27%	21%

Earlier this month two of Alberta's political parties - The Freedom Conservative Party and the WEXIT Party announced they would hold a vote on merging and creating a new party called the Wildrose Independence Party. If this were to occur, which of the following parties would you be most likely to vote for in a provincial election?



Do you have a favourable or unfavourable opinion of Premier Jason Kenney?

Response	Total	Calgary	Edmonton	Rest of Alberta	Under 35	35 - 54	55 or older	Female	Male
Very Favourable	30%	30%	24%	33%	22%	31%	36%	27%	33%
Somewhat Favourable	19%	26%	16%	19%	25%	14%	21%	19%	22%
Not Sure	9%	5%	7%	11%	9%	10%	9%	10%	6%
Somewhat Unfavourable	13%	10%	16%	13%	16%	13%	9%	14%	12%
Very Unfavourable	29%	29%	37%	24%	28%	32%	25%	30%	28%
Total Favourable	49%	56%	40%	52%	47%	45%	57%	46%	55%
Total Unfavourable	42%	39%	53%	37%	44%	45%	34%	44%	39%
Net Favourable	7%	17%	-13%	14%	3%	0%	23%	2%	16%

Do you have a favourable or unfavourable opinion of Premier Jason Kenney?